

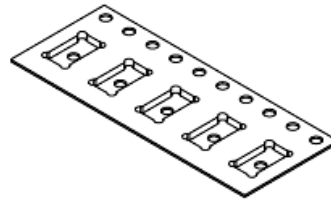
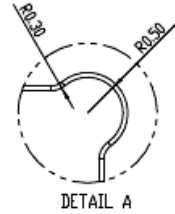
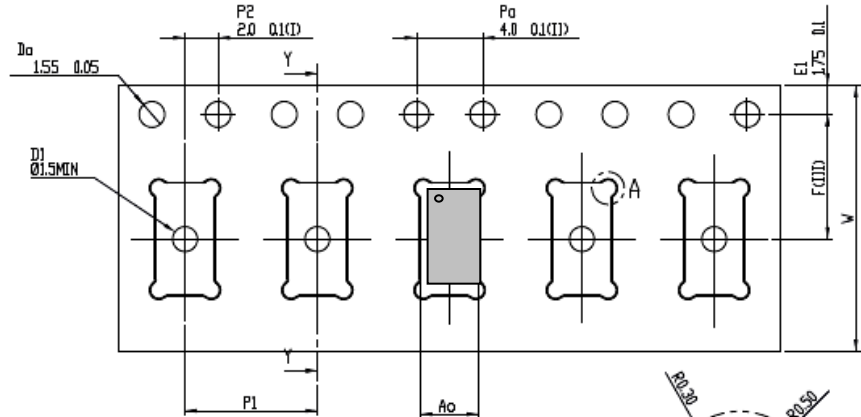
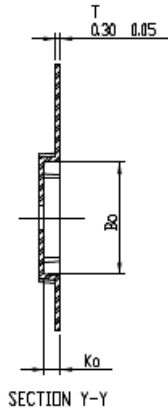


PACKING INFORMATION

fcQFN-21 Type B (VT253)

TAPE & REEL SHIPMENT INFORMATION

TAPE SPECIFICATIONS

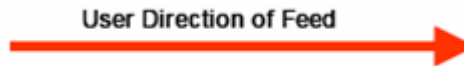


A0	3.50	+/- 0.1
B0	6.75	+/- 0.1
K0	1.20	+/- 0.1
F	7.50	+/- 0.1
P1	8.00	+/- 0.1
W	16.00	+/- 0.3

- (D) Measured from centreline of sprocket hole to centreline of pocket.
- (DD) Cumulative tolerance of 10 sprocket holes is ± 0.20.
- (DDD) Measured from centreline of sprocket hole to centreline of pocket.
- (LV) Other material available.

ALL DIMENSIONS IN MILLIMETRES UNLESS OTHERWISE STATED.

DETAIL "A"



Note:

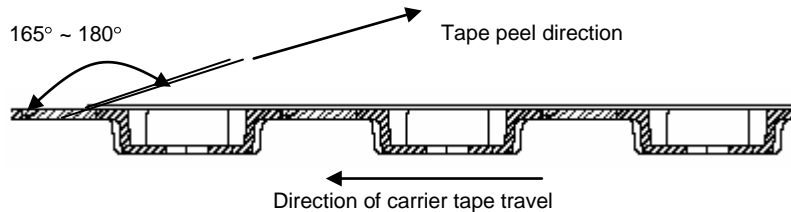
Tape dimensions are determined in accordance to EIA-481 Specification.

Tape & Reel is done in accordance to EIA-481 standard.

Tape leader length is 400mm and tape trailer length is 160mm minimum.

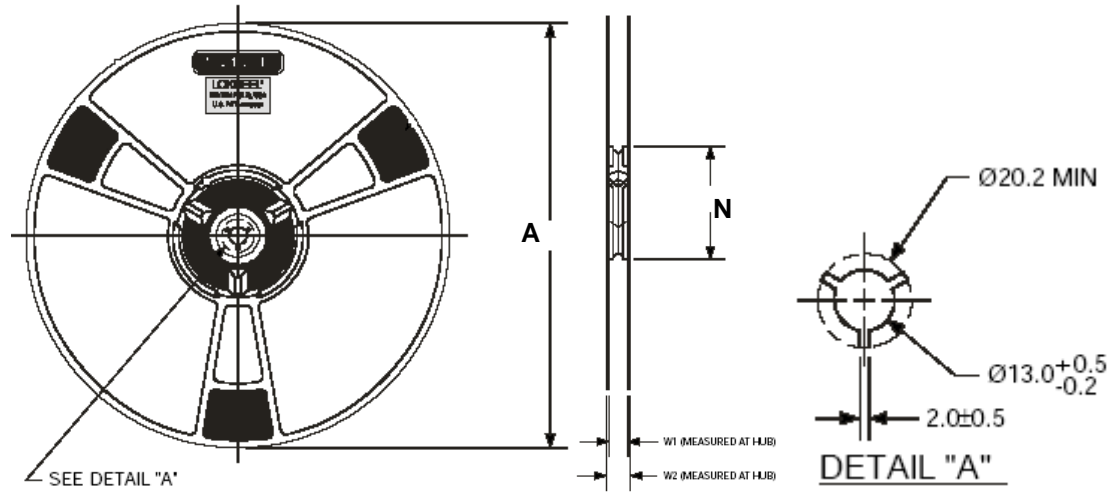
Device orientation on Carrier Tape - Pin one orientation is adjacent to the sprocket holes side at top left corner.

Tape peel strength of cover tape should meet the requirement of 0.2N to 1.3N (20gm to 130gm) when pulled in the direction as shown below, at velocity of 300 ± 10 mm/min relative to carrier tape.





REEL SPECIFICATIONS



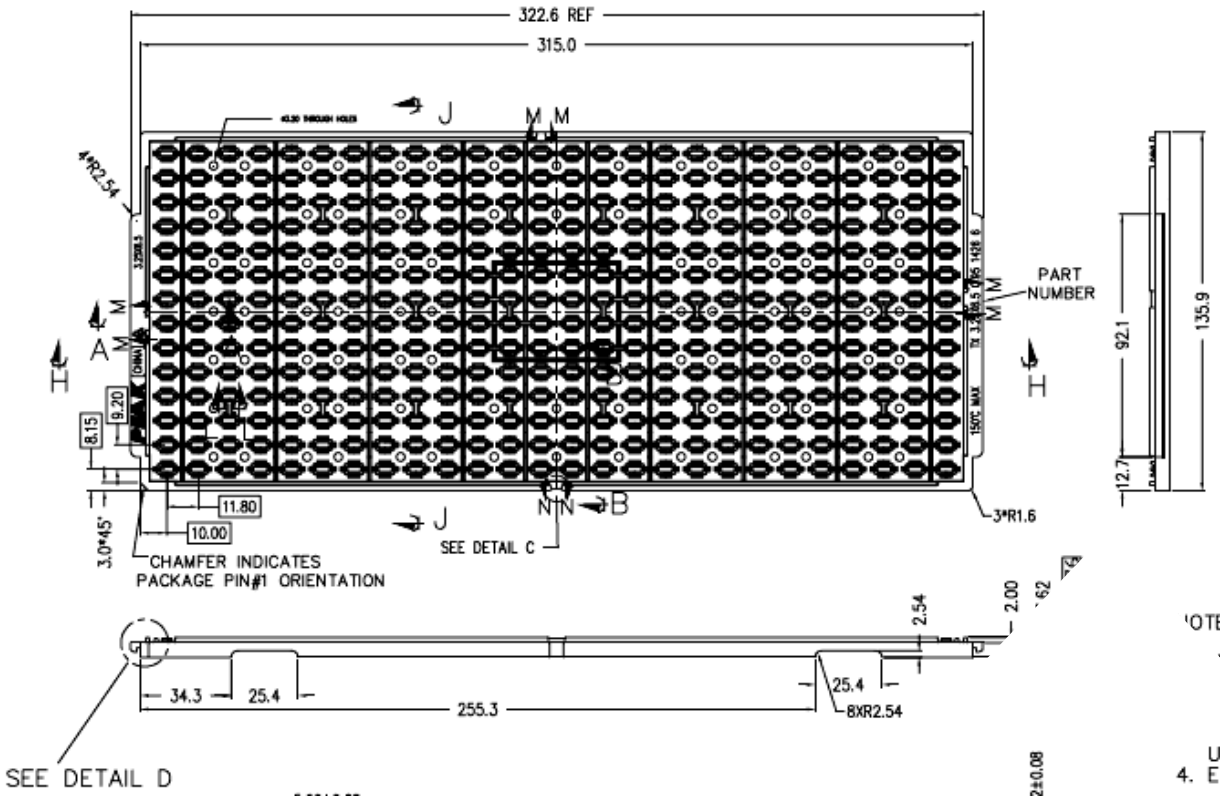
Reel Quantity	Reel Type	Dim. 'A'	Dim. 'N'	Dim. 'W1'	Dim. 'W2' (MAX)
2500	Std. 13" Reel	φ 330 REF	φ 102 REF	16.9 ± 0.5	22.4
250	Mini 7" Reel	φ 180 REF	φ 60 REF	16.9 ± 0.5	22.4

Note: All dimensions measured in mm



TRAY SHIPMENT INFORMATION

TRAY SPECIFICATIONS



UNLESS OTHERWISE SPECIFIED:
DIMENSIONS ARE MILLIMETERS

TOLERANCE

DECIMALS	ANGULAR
X.X ±0.25	±1°
X.XX ±0.13	